


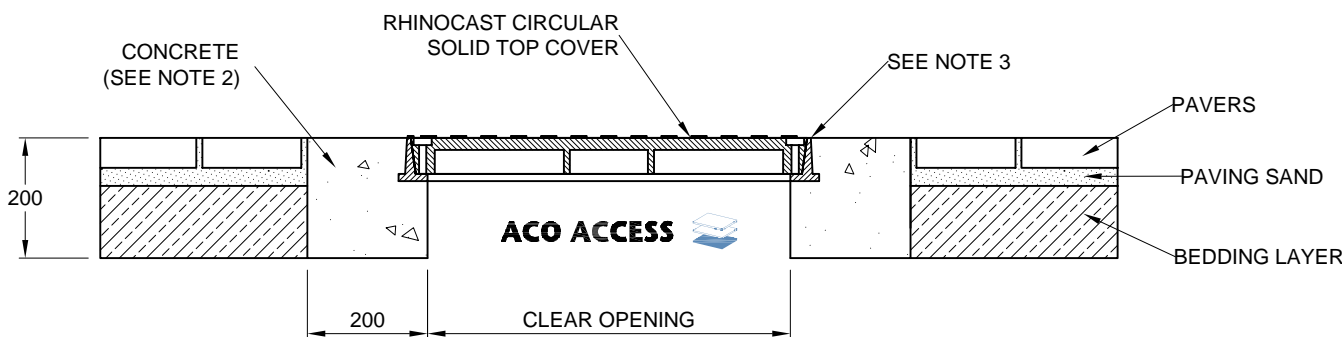


ACO ACCESS 		INSTALLATION DRAWING	
DRWG#	XACS-CDP2	Rhinocast Circular Solid Top Cover	
www.aconz.co.nz		Class C-D: Pavers 2	

Start Your Specification Here





CONCRETE (SEE NOTE 2)


RHINOCAST CIRCULAR SOLID TOP COVER

SEE NOTE 3

PAVERS

PAVING SAND

BEDDING LAYER


ACO ACCESS 

200

CLEAR OPENING

NOTES:

1. Specific site conditions may require an increase in these dimensions or reinforcement. It is the customer's responsibility to ensure the concrete encasement is designed for the application. *Engineering advice may be required.*
2. A minimum concrete strength of 25MPa is recommended. The concrete should be vibrated to eliminate air pockets.
3. The finished level of the concrete surround must be flush with the top of the frame.
4. Refer to ACO's latest installation instructions for complete details.

ACO ACCESS 	SPECIFICATION CLAUSE	ACO Limited 35 Te Tiki Road Mangere, Auckland 2022 Tel: 0800 448 080 Fax: +64 9255 5114 Email: info@aconz.co.nz
DRWG# XACS-CDP2	Rhinocast Circular Solid Top Cover	
www.aconz.co.nz		
<p>All access covers & frames are to be ACO Access Rhinocast (StandardsMark licence no. 2646) manufactured from minimum grade 600-3 - Spheroidal Ductile cast iron to conform to AS 1831, frames manufactured from minimum grade T220 Grey cast iron to conform to AS 1830. The cover systems shall satisfy AS 3996 Load Class D 210kN. For sizes, part nos. & configurations refer to Drawing No. _____*</p> <p>Standard/ Barri Bolts* shall be used to secure the Cover**</p> <p>* Please delete or complete where appropriate. ** Option</p>		