

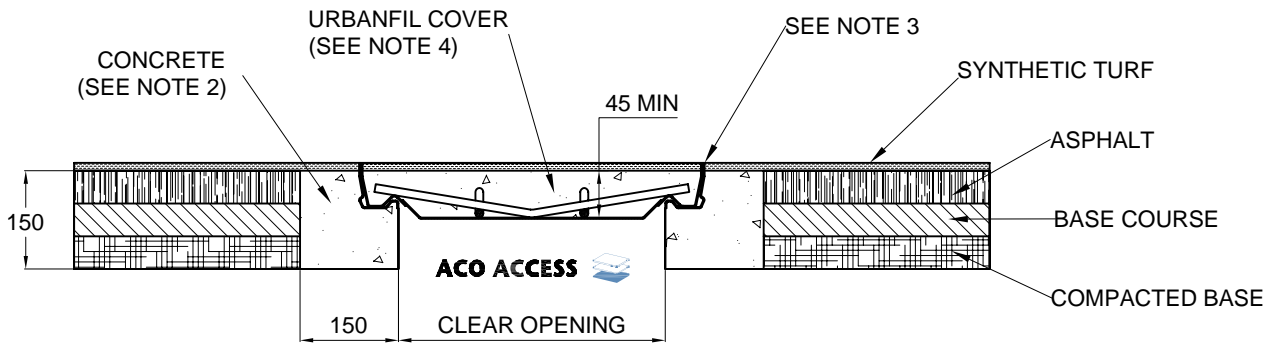


ACO ACCESS 	INSTALLATION DRAWING	
DRWG# XA1U-BS www.aconz.co.nz	Urbanfil Access Cover: Synthetic	
For 2670kg Nominal Wheel Load		



NOTES:

1. Specific site conditions may require an increase in these dimensions or reinforcement. It is the customer's responsibility to ensure the concrete encasement is designed for the application. *Engineering advice may be required.*
2. A minimum concrete strength of 25MPa is recommended. The concrete should be vibrated to eliminate air pockets.
3. The finished level of the synthetic turf must be flush with the top of the frame.
4. 45mm minimum thickness of concrete must be set into the base of the cover prior to pouring concrete surround.
5. Refer to ACO's latest installation instructions for complete details.

ACO ACCESS 	SPECIFICATION CLAUSE	ACO Limited Unit F/6 Percival Gull Place Mangere, Auckland 2022 Tel: 0800 448 080 Fax: +64 9255 5114 Email: info@aconz.co.nz
DRWG# XA1U-BS www.aconz.co.nz	Urbanfil Access Cover	

All access covers & frames are to be ACO Access Urbanfil (for 2670kg nominal wheel load). Covers are manufactured from steel of minimum thickness 2mm and galvanised to AS 4680. Covers are to be fitted with a polyethylene gas & water seal and contain 4 high tensile steel M16 bolts. For sizes, part nos. & configurations refer to Drawing/ Table No. _____*

Urbanfil covers are to be filled with concrete to a depth of 45mm with a minimum compressive strength of 32 MPa at 28 days, and minimum cement content of 400kg/m³.

* Please delete or complete where appropriate.