








This grate is part of ACO's Heelsafe® Anti-Slip range. For more information visit www.heelsafe.com.au

Product Features

-  Certified to AS 3996 Load Class D (210kN) (NATA endorsed load test reports available)
-  AS 3996 (Clause 3.3.5) compliant for surface openings in pedestrian areas
ASME A112.6.3 (Section 7.12) compliant - American high heel standard
-  AS 4586: P3 – Slip resistance classification for Wet Pendulum Test
AS 4586: R10/R10¹ - Slip resistance classification for Oil-Wet Inclining Platform Test
-  AS 1428.2 (Clause 9c) compliant for wheelchair and walking cane safety
-  AS 3996 (Clause 3.3.6) compliant for bicycle tyre penetration resistance
 - Galvanised finish
 - **DrainLok** barless and boltless locking system
 - Suitable for use with K100, KS100, H100K, H100KS channels
 - Manufactured from ductile iron to AS 1831 Grade 500-7

¹ Test direction (perpendicular/parallel) relative to the grate's length (NATA endorsed test reports available)



Specifications

The grate shall be ACO Type 475D Iron Galvanised Intercept **Heelsafe®** Anti-Slip grate with **DrainLok** barless and boltless locking system as manufactured by ACO. This grate has an overall width of 123mm and overall length of 500mm. Slot widths measure at a maximum of 7mm.

Materials & Design

The grate shall be manufactured from ductile iron and have **minimum** properties and characteristics as follows:

- Galvanised finish
- Manufactured from ductile iron to AS 1831 Grade 500-7
- Certified to AS 3996 Load Class D (210kN)²
- AS 4586: P3 – Slip resistance classification for Wet Pendulum Test²
- AS 4586: R10/R10¹ – Slip resistance classification for Oil-Wet Inclining Platform Test²
- Meets AS 1428.2 (Clause 9c); AS 3996 (Clause 3.3.5 & 3.3.6); ASME A112.6.3 (Section 7.12)
- Intake area of 14,780mm² per half metre of grate

¹ Test direction (perpendicular/parallel) relative to the grate's length

² NATA endorsed test reports available

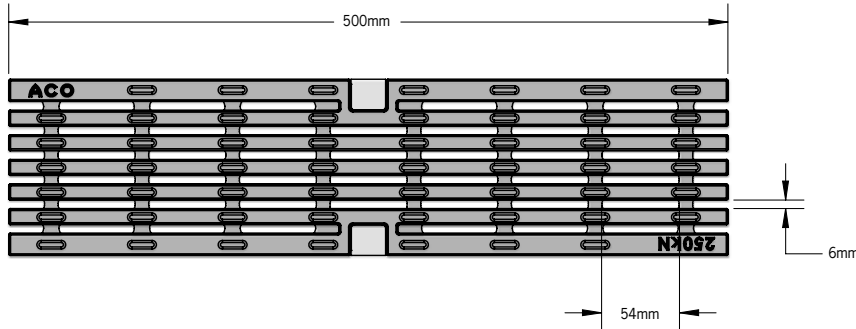
For the specification of the ACO Drain channel system selected, click: <http://www.acodrain.com.au/resources>

ACO Specification Information

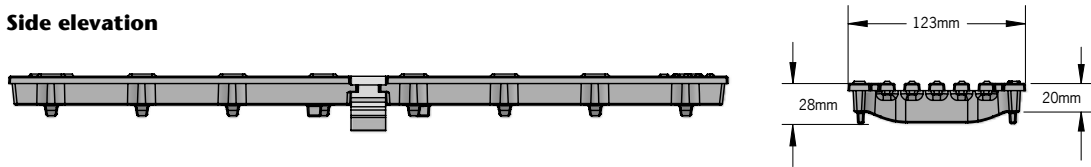




Plan view

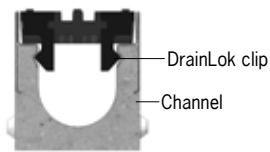


Side elevation



Description	Part No.	Length (mm)	Width (mm)	Weight (kg)
DrainLok grate				
Type 475D Iron Galvanised Intercept Heelsafe® Anti-Slip	142172	500	123	3.8
Grate removal tool	01318	-	-	0.1

'DrainLok' locking mechanism



ACO **DrainLok™** is a patented, boltless locking system that removes the need for bolts and bars and improves the hydraulic capacity of the channel. The **DrainLok™** mechanism simply clips into the channel edge rail for rapid installation. ACO **DrainLok™** grates are fitted with an anti-shunt mechanism that restricts unwanted grate movement when installed, improving durability and longevity of the system.

ACO Pty Ltd
Australia
Ph: 1300 765 226
www.acodrain.com.au
sales@acoaus.com.au

ACO Limited
New Zealand
Ph: 0800 448 080
www.acodrain.co.nz
sales@aconz.co.nz



© April 2018 ACO Pty Ltd. All reasonable care has been taken in compiling the information in this document. All recommendations and suggestions on the use of ACO products are made without guarantee since the conditions of use are beyond the control of the company. It is the customer's responsibility to ensure that each product is fit for its intended purpose and that the actual conditions are suitable. ACO Polycrete Pty Ltd. pursues a policy of continuous product development and reserves the right to amend specifications without notice.