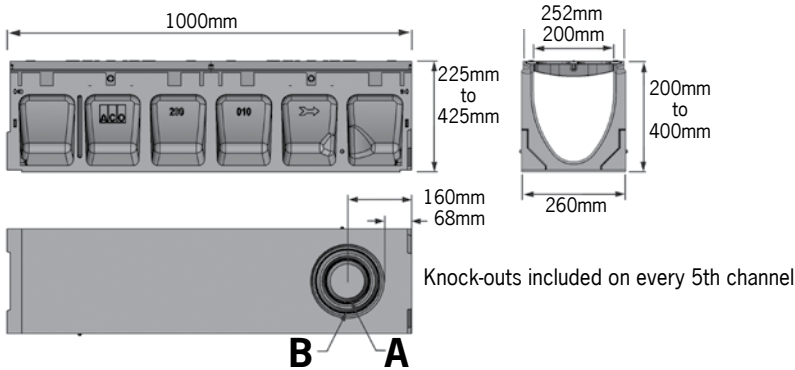
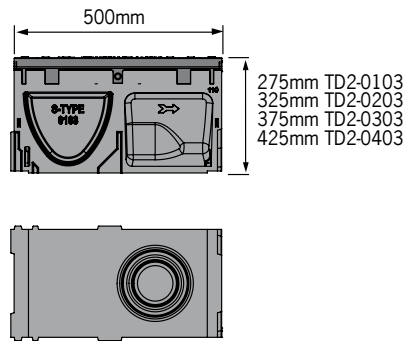




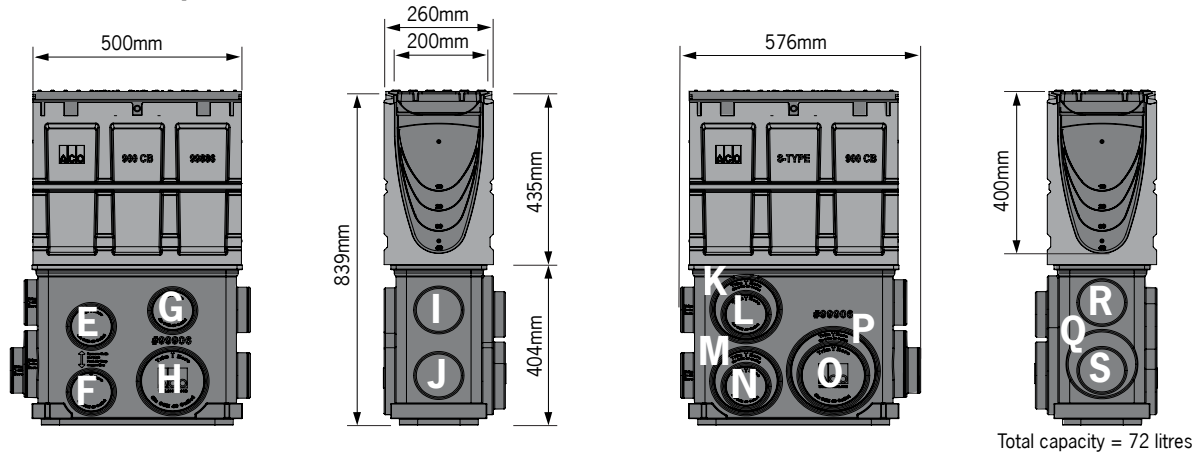
One metre channel



Half metre channel



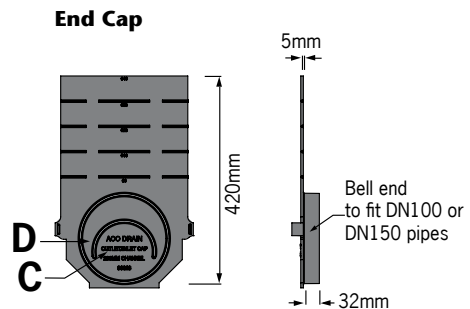
TD2-902 In-line pit



Outlet flow rates

Outlet	Product	Outlet size	Invert Depth (mm)	L/s
A	Bottom outlet - TD2-00	100mm round	200	10.1
A	Bottom outlet - TD2-040	100mm round	400	14.3
B	Bottom outlet - TD2-00	150mm round	200	22.8
B	Bottom outlet - TD2-040	150mm round	400	32.2
C	End outlet - TD2-00	100mm round	200	7.2
C	End outlet - TD2-040	100mm round	400	12.4
D	End outlet - TD2-010	150mm round	250	16.1
D	End outlet - TD2-040	150mm round	400	25.4
E	TD2-902	100mm round	643	16.7
F	TD2-902	100mm round	808	19.0
G	TD2-902	100mm round	604	16.1
H	TD2-902	150mm round	808	41.3
I	TD2-902	100mm round	607	16.1
J	TD2-902	100mm round	772	18.5
K	TD2-902	150mm round	627	35.1
L	TD2-902	100mm round	613	16.2
M	TD2-902	150mm round	808	41.3
N	TD2-902	100mm round	794	18.8
O	TD2-902	150mm round	794	40.8
P	TD2-902	200mm round	808	70.5
Q	TD2-902	150mm round	770	40.1
R	TD2-902	100mm round	589	15.8
S	TD2-902	100mm round	759	18.4

Note: These are the pipe flow rates at the specified outlet, NOT channel flow rates. In-line pit flow rates are without rubbish basket - using rubbish basket reduces flow.





Description	Part No.	Invert ² (mm)	Weight (kg)
TD2-00 Neutral channel - (1m)¹	148041	200	36.1
TD2-1 Sloped channel - (1m)	148001	205	36.1
TD2-2 Sloped channel - (1m)	148002	210	36.6
TD2-3 Sloped channel - (1m)	148003	215	37.1
TD2-4 Sloped channel - (1m)	148004	220	37.6
TD2-5 Sloped channel - (1m) ¹	148005	225	38.1
TD2-6 Sloped channel - (1m)	148006	230	38.6
TD2-7 Sloped channel - (1m)	148007	235	39.1
TD2-8 Sloped channel - (1m)	148008	240	39.6
TD2-9 Sloped channel - (1m)	148009	245	40.1
TD2-10 Sloped channel - (1m) ¹	148010	250	40.6
TD2-010 Neutral channel - (1m)¹	148043	250	40.6
TD2-0103 Neutral channel - (0.5m)¹	148044	250	26.5
TD2-11 Sloped channel - (1m)	148011	255	41.1
TD2-12 Sloped channel - (1m)	148012	260	41.6
TD2-13 Sloped channel - (1m)	148013	265	42.1
TD2-14 Sloped channel - (1m)	148014	270	42.6
TD2-15 Sloped channel - (1m) ¹	148015	275	43.1
TD2-16 Sloped channel - (1m)	148016	280	43.6
TD2-17 Sloped channel - (1m)	148017	285	44.1
TD2-18 Sloped channel - (1m)	148018	290	44.6
TD2-19 Sloped channel - (1m)	148019	295	45.1
TD2-20 Sloped channel - (1m) ¹	148020	300	45.6
TD2-020 Neutral channel - (1m)¹	148045	300	45.6
TD2-0203 Neutral channel - (0.5m)¹	148046	300	29.9
TD2-21 Sloped channel - (1m)	148021	305	46.1
TD2-22 Sloped channel - (1m)	148022	310	46.6
TD2-23 Sloped channel - (1m)	148023	315	47.1
TD2-24 Sloped channel - (1m)	148024	320	47.6
TD2-25 Sloped channel - (1m) ¹	148025	325	48.1
TD2-26 Sloped channel - (1m)	148026	330	48.6
TD2-27 Sloped channel - (1m)	148027	335	49.1

Description	Part No.	Invert ² (mm)	Weight (kg)
TD2-28 Sloped channel - (1m)	148028	340	49.6
TD2-29 Sloped channel - (1m)	148029	345	50.1
TD2-30 Sloped channel - (1m) ¹	148030	350	50.6
TD2-030 Neutral channel - (1m)¹	148047	350	50.6
TD2-0303 Neutral channel - (0.5m)¹	148048	350	32.0
TD2-31 Sloped channel - (1m)	148031	355	51.2
TD2-32 Sloped channel - (1m)	148032	360	51.7
TD2-33 Sloped channel - (1m)	148033	365	52.2
TD2-34 Sloped channel - (1m)	148034	370	52.7
TD2-35 Sloped channel - (1m) ¹	148035	375	53.2
TD2-36 Sloped channel - (1m)	148036	380	53.7
TD2-37 Sloped channel - (1m)	148037	385	54.2
TD2-38 Sloped channel - (1m)	148038	390	54.7
TD2-39 Sloped channel - (1m)	148039	395	55.2
TD2-40 Sloped channel - (1m) ¹	148040	400	55.7
TD2-040 Neutral channel - (1m)¹	148049	400	55.7
TD2-0403 Neutral channel - (0.5m)¹	148050	400	36.0
TD2-902 In-line pit (0.5m) ³	142687	839 ⁴	32.3
Type 900 In-line plastic rubbish basket	13999	-	0.5
Universal end cap	96823	420 ⁴	0.6
Debris strainer for 100mm knockout	93488	-	0.1
Installation device	97478	-	1.8
Grate removal tool	01318	-	0.1
PowerLok safety clip	10443	-	-

Notes:

1. This channel offers bottom knockout feature; 100mm and 150mm round.
2. Inverts shown are male end, for female invert depths – subtract 5mm from male invert (except neutral channels where it will be the same as the male invert). To calculate overall channel depth, add 25mm to invert depth.
3. In-line pit assembly (polymer concrete top with ductile iron edge rail and plastic base).
4. Overall depth of in-line pit and end cap.

Specifications

The surface drainage system shall be ACO's TrafficDrain TD200 polymer concrete V-profile channel system with ductile iron edge rails as manufactured by ACO.

Channels

TD200 channel shall be 200mm nominal internal width with an overall width of 260mm. Channel invert shall have a V-profile to allow efficient drainage and channel walls shall have deep pockets and vertical ribs for mechanical keying. TD200 sloped channels shall have a built-in slope of 0.5%. All channels shall be interlocking with a male/female joint and have provisions for the installation device.

Grates

Insert specification for the selected grate. Refer to the relevant ACO Specification Information sheet, at: <http://www.acoaus.com.au/infrastructure>

Installation

The complete drainage system shall be by ACO and to be installed for its intended purpose. Any deviation or partial use of the specified system and/or improper installation will void all warranties provided by ACO.

Materials

TD200 channel shall be manufactured from polyester resin polymer concrete with integrally cast-in ductile iron edge rails with anti-shunt lugs.

Properties of polymer concrete will be as follows with supporting documentation:

Compressive Strength:	98 MPa
Flexural Strength:	26 MPa
Tensile Strength:	14 MPa
Water Absorption:	0.07%
Frost Proof:	YES
Coefficient of Expansion and Contraction:	2.02x10 ⁻⁵ /°C
Water Vapour Transmission:	0.0364g/m ²
Non Flammable:	YES
Roughness (Mannings):	n=0.011
Resistant to Weathering:	YES
Dilute Acid and Alkali Resistant:	YES
SF Sealant Groove:	YES

ACO Pty Ltd
Australia
Ph: 1300 765 226
www.acoinfrastructure.com.au
sales@acoaus.com.au

ACO Limited
New Zealand
Ph: 0800 448 080
www.acoinfrastructure.co.nz
sales@aconz.co.nz

